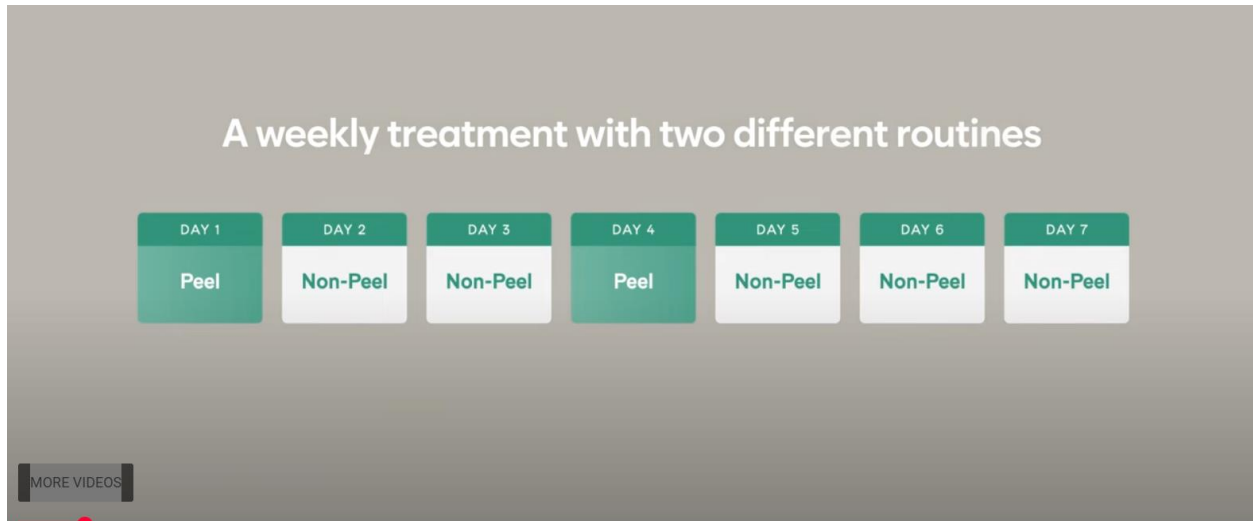
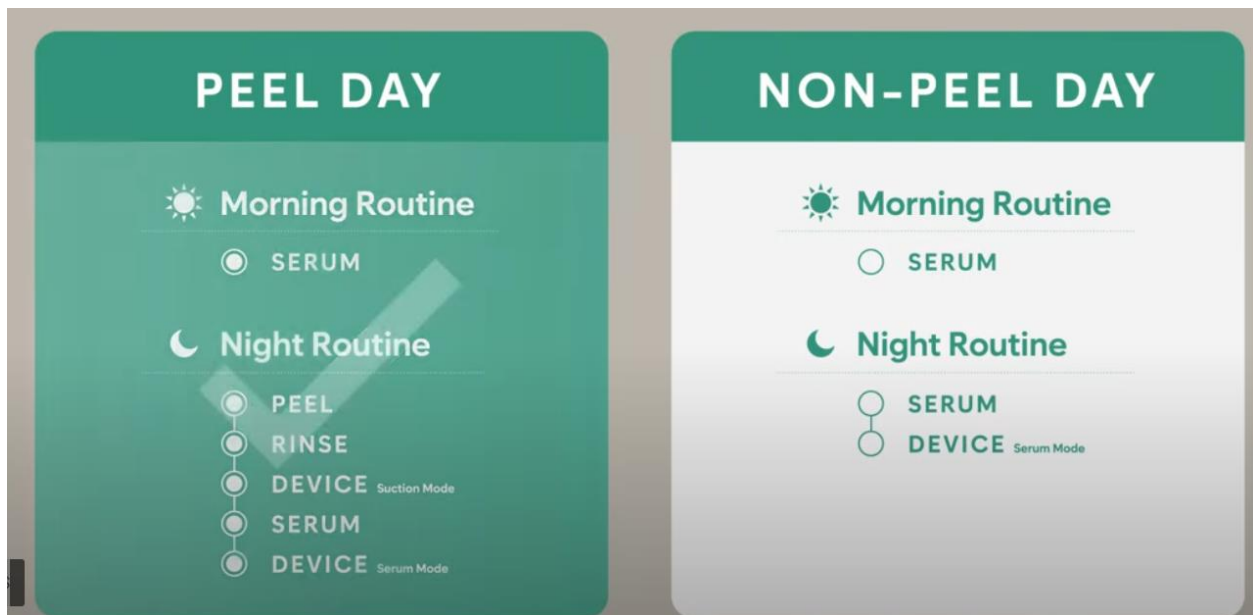


## ART LABS HOW TO USE SYSTEM:



## PEEL DAY AND NON-PEEL DAY ROUTINE:



# PEEL DAY:

## MORNING ROUTINE:

Cleanse. Tone

**RETEXTURIZING SERUM** APPLY 2 PUMPS- Allow to absorb completely

Mosturiser with SPF

## NIGHT ROUTINE:

Cleanse, Tone

**RETEXTURIZING PEEL**-6-8 Pumps, Use your fingers to apply over entire face, Leave for 8 minutes and rinse.

**ACQUA BRASION DEVICE**- Insert Large Suction Nozzle

- Line Up Arrow



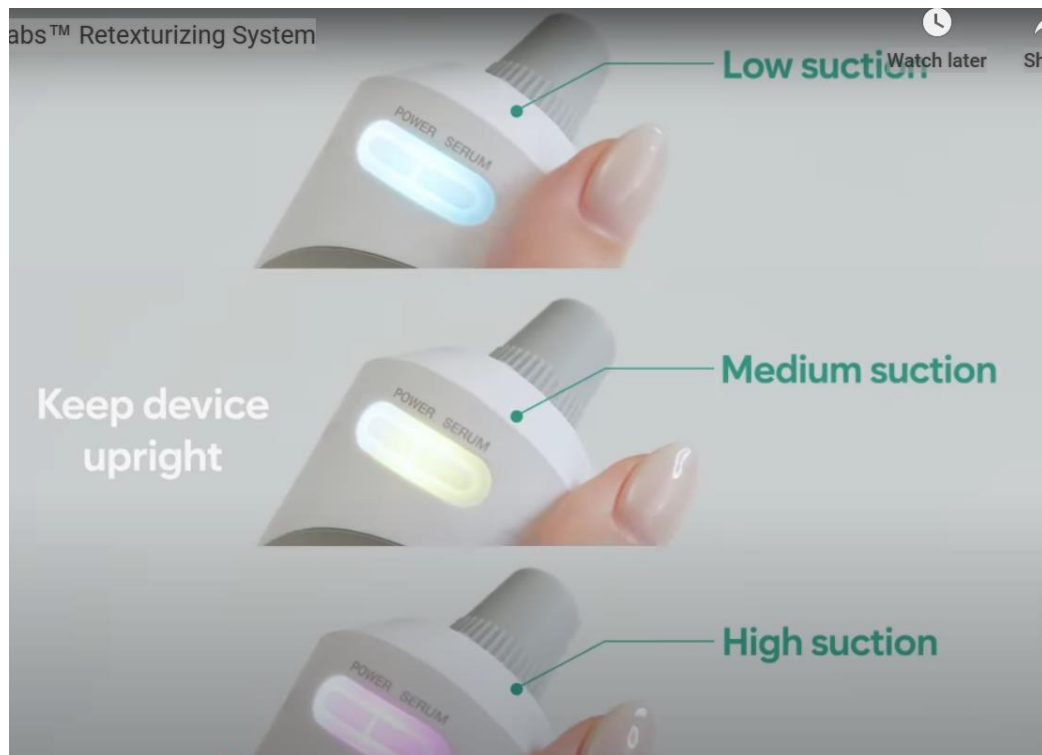
- Fill water to Maximum Level



- REPLACE TANK & STOPPER



- Power on Device to desired Suction Level- KEEP DEVICE UPRIGHT



Gently Sweep Across the Skin

Pull Skin Back for Best Suction

Refill Tank As Often As Needed



Use Small Suction Nozzle for Hard-to-reach places



- Apply 2 Pumps of the Retexturizing Serum- allow to absorb completely
- Insert Dome Attachment- Line Up Arrows



- Turn Power on and **SELECT SERUM MODE**



- Hold the Dome Close to skin in one Spot, until it beeps



- Move 1 inch at a time and repeat for a maximum of 10 minutes

## **NON-PEEL DAY:**

### **MORNING ROUTINE:**

- Cleanse, Tone
- Apply 2 pumps of the serum and allow to absorb completely.
- Use the Serum Mode with Dome Applicator on Device
- Moisturise with SPF

### **NIGHT ROUTINE:**

- Apply 2 pumps of the serum and allow to absorb completely
- Use the Serum mode with Dome Applicator on Device

## REPEAT for 4 WEEKS:

Repeated for 4 weeks						
DAY 1	DAY 2	DAY 3	DAY 4	DAY 5	DAY 6	DAY 7
Peel	Non-Peel	Non-Peel	Peel	Non-Peel	Non-Peel	Non-Peel
DAY 8	DAY 9	DAY 10	DAY 11	DAY 12	DAY 13	DAY 14
Peel	Non-Peel	Non-Peel	Peel	Non-Peel	Non-Peel	Non-Peel
DAY 15	DAY 16	DAY 17	DAY 18	DAY 19	DAY 20	DAY 21
Peel	Non-Peel	Non-Peel	Peel	Non-Peel	Non-Peel	Non-Peel
DAY 22	DAY 23	DAY 24	DAY 25	DAY 26	DAY 27	DAY 28
Peel	Non-Peel	Non-Peel	Peel	Non-Peel	Non-Peel	Non-Peel